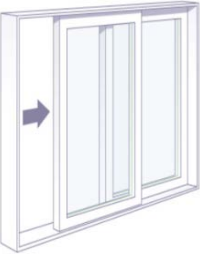
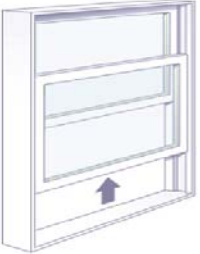



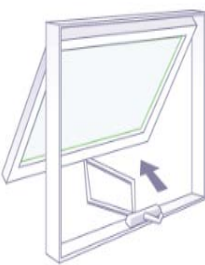
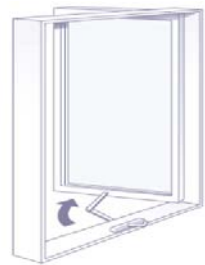











Operating Style	Series Numbers	Glass 1	Glass 2	STC	EWR	OITC	Test Number
horizontal slider 	3110	1/8	1/8	29	30	23	TL98-379
		1/8	3/16	33	33	27	TL99-170
		1/8	1/4	33	34	28	TL99-168
		1/8	LAM	35	34	28	TL98-378
		3/16	3/16	-	-	-	not tested
		3/16	1/4	-	-	-	not tested
		3/16	LAM	36	36	29	TL99-169
		1/4	1/4	-	-	-	not tested
		1/4	LAM	-	-	-	not tested
		LAM	LAM	-	-	-	not tested
single hung 	3210	1/8	1/8	28	28	22	TL98-364
		1/8	3/16	33	24	27	TL99-204
		1/8	1/4	33	34	28	TL99-205
		1/8	LAM	34	35	28	TL99-206
		3/16	3/16	-	-	-	not tested
		3/16	1/4	-	-	-	not tested
		3/16	LAM	34	34	28	TL99-212
		1/4	1/4	-	-	-	not tested
		1/4	LAM	-	-	-	not tested
		LAM	LAM	-	-	-	not tested
picture window (step pw's) 	3310 3315	1/8	1/8	28	30	24	TL98-373
		1/8	3/16	32	31	26	TL99-163
		1/8	1/4	33	33	27	TL99-162
		1/8	LAM	34	34	28	TL98-372
		3/16	3/16	-	-	-	not tested
		3/16	1/4	-	-	-	not tested
		3/16	LAM	35	35	29	TL99-166
		1/4	1/4	-	-	-	not tested
		1/4	LAM	-	-	-	not tested
		LAM	LAM	-	-	-	not tested
picture window (slider pw) 	3371	1/8	1/8	-	-	-	not tested
		1/8	3/16	-	-	-	not tested
		1/8	1/4	-	-	-	not tested
		1/8	LAM	-	-	-	not tested
		3/16	3/16	-	-	-	not tested
		3/16	1/4	-	-	-	not tested
		3/16	LAM	-	-	-	not tested
		1/4	1/4	-	-	-	not tested
		1/4	LAM	-	-	-	not tested
		LAM	LAM	-	-	-	not tested

Operating Style	Series Numbers	Glass 1	Glass 2	STC	EWR	OITC	Test Number
picture window (radius) 	3710	1/8	1/8	29	29	23	TL06-329
		1/8	3/16	32	31	25	TL06-332
		1/8	1/4	34	34	28	TL06-351
		1/8	LAM	33	33	27	TL06-350
		3/16	3/16	29	30	24	TL06-333
		3/16	1/4	-	-	-	not tested
		3/16	LAM	35	35	28	TL06-331
		1/4	1/4	-	-	-	not tested
		1/4	LAM	-	-	-	not tested
		LAM	LAM	36	35	28	TL06-330
awning 	3410	1/8	1/8	-	-	-	not tested
		1/8	3/16	-	-	-	not tested
		1/8	1/4	-	-	-	not tested
		1/8	LAM	-	-	-	not tested
		3/16	3/16	-	-	-	not tested
		3/16	1/4	-	-	-	not tested
		3/16	LAM	-	-	-	not tested
		1/4	1/4	-	-	-	not tested
		1/4	LAM	-	-	-	not tested
		LAM	LAM	-	-	-	not tested
casement 	3510	1/8	1/8	28	30	23	TL98-360
		1/8	3/16	34	35	28	TL04-469
		1/8	1/4	36	35	28	TL04-470
		1/8	LAM	36	36	29	TL98-359
		3/16	3/16	30	31	25	I9015.01
		3/16	1/4	-	-	-	not tested
		3/16	LAM	-	-	-	not tested
		1/4	1/4	-	-	-	not tested
		1/4	LAM	-	-	-	not tested
		LAM	LAM	-	-	-	not tested
sliding door 	3626	1/8	1/8	30	31	25	TL03-357
		1/8	3/16	32	33	27	TL03-363
		1/8	1/4	-	-	-	not tested
		1/8	LAM	32	33	28	TL03-359
		3/16	3/16	31	33	27	TL03-360
		3/16	1/4	32	35	29	TL03-361
		3/16	LAM	32	34	28	TL03-358
		1/4	1/4	-	-	-	not tested
		1/4	LAM	-	-	-	not tested
		LAM	LAM	34	36	30	TL03-362

Operating Style	Series Numbers	Glass 1	Glass 2	STC	EWR	OITC	Test Number
 <p>swing door (inswing)</p>	<p>3642 (4 9/16" wall)</p>	1/8	1/8	29	30	23	TL09-333
		1/8	3/16	31	32	27	TL09-335
	<p>3662 (6 9/16" wall)</p>	1/8	1/4	31	33	27	TL09-340
		1/8	LAM	31	33	27	TL09-337
		3/16	3/16	-	-	-	not tested
		3/16	1/4	32	33	27	TL09-336
		3/16	LAM	32	33	28	TL09-334
		1/4	1/4	-	-	-	not tested
		1/4	LAM	31	33	27	TL09-339
		LAM	LAM	32	33	28	TL09-341
 <p>swing door (outswing)</p>	<p>3645 (4 9/16" wall)</p>	1/8	1/8	30	31	25	TL10-383
		1/8	3/16	33	34	27	TL10-384
	<p>3665 (6 9/16" wall)</p>	1/8	1/4	32	33	27	TL10-389
		1/8	LAM	34	34	28	TL10-390
		3/16	3/16	-	-	-	not tested
		3/16	1/4	33	34	28	TL10-385
		3/16	LAM	34	35	28	TL10-388
		1/4	1/4	-	-	-	not tested
		1/4	LAM	34	35	29	TL10-386
		LAM	LAM	34	35	29	TL10-387
 <p>swing door (inswing)</p>	<p>3842/62 (1/2" sill)</p>	1/8	1/8	-	-	-	not tested
		1/8	3/16	29	31	25	TL11-296
	<p>3942/62 (with ADA)</p>	1/8	1/4	32	34	28	TL11-289
		1/8	LAM	32	33	28	TL11-292
		3/16	3/16	-	-	-	not tested
		3/16	1/4	30	32	27	TL11-294
		3/16	LAM	29	32	27	TL11-291
		1/4	1/4	-	-	-	not tested
		1/4	LAM	32	33	28	TL11-293
		LAM	LAM	34	35	30	TL11-295
 <p>swing door (outswing)</p>	<p>3845/65 (1/2" sill)</p>	1/8	1/8	28	30	24	TL11-297
		1/8	3/16	29	31	25	TL11-303
	<p>3945/65 (with ADA)</p>	1/8	1/4	28	29	24	TL11-300
		1/8	LAM	29	31	26	TL11-301
		3/16	3/16	-	-	-	not tested
		3/16	1/4	29	31	26	TL11-302
		3/16	LAM	29	31	26	TL11-299
		1/4	1/4	-	-	-	not tested
		1/4	LAM	30	31	27	TL11-304
		LAM	LAM	30	32	27	TL11-298

STC Ratings

Rev: 10/15/18 by K.Pim

Operating Style	Series Numbers	Glass 1	Glass 2	STC	EWR	OITC	Test Number
picture window (direct transom) 	3643/63 (inswing)	1/8	1/8	-	-	-	not tested
		1/8	3/16	-	-	-	not tested
		1/8	1/4	-	-	-	not tested
		1/8	LAM	-	-	-	not tested
		3/16	3/16	-	-	-	not tested
		3/16	1/4	-	-	-	not tested
		3/16	LAM	-	-	-	not tested
		1/4	1/4	-	-	-	not tested
		1/4	LAM	-	-	-	not tested
picture window (direct transom) 	3646/66 (outswing)	1/8	1/8	-	-	-	not tested
		1/8	3/16	-	-	-	not tested
		1/8	1/4	-	-	-	not tested
		1/8	LAM	-	-	-	not tested
		3/16	3/16	-	-	-	not tested
		3/16	1/4	-	-	-	not tested
		3/16	LAM	-	-	-	not tested
		1/4	1/4	-	-	-	not tested
		1/4	LAM	-	-	-	not tested
picture window (panel transom) 	3644/64 (inswing)	1/8	1/8	-	-	-	not tested
		1/8	3/16	-	-	-	not tested
		1/8	1/4	-	-	-	not tested
		1/8	LAM	-	-	-	not tested
		3/16	3/16	-	-	-	not tested
		3/16	1/4	-	-	-	not tested
		3/16	LAM	-	-	-	not tested
		1/4	1/4	-	-	-	not tested
		1/4	LAM	-	-	-	not tested
picture window (panel transom) 	3647/67 (outswing)	1/8	1/8	-	-	-	not tested
		1/8	3/16	-	-	-	not tested
		1/8	1/4	-	-	-	not tested
		1/8	LAM	-	-	-	not tested
		3/16	3/16	-	-	-	not tested
		3/16	1/4	-	-	-	not tested
		3/16	LAM	-	-	-	not tested
		1/4	1/4	-	-	-	not tested
		1/4	LAM	-	-	-	not tested
	LAM	LAM	-	-	-	not tested	